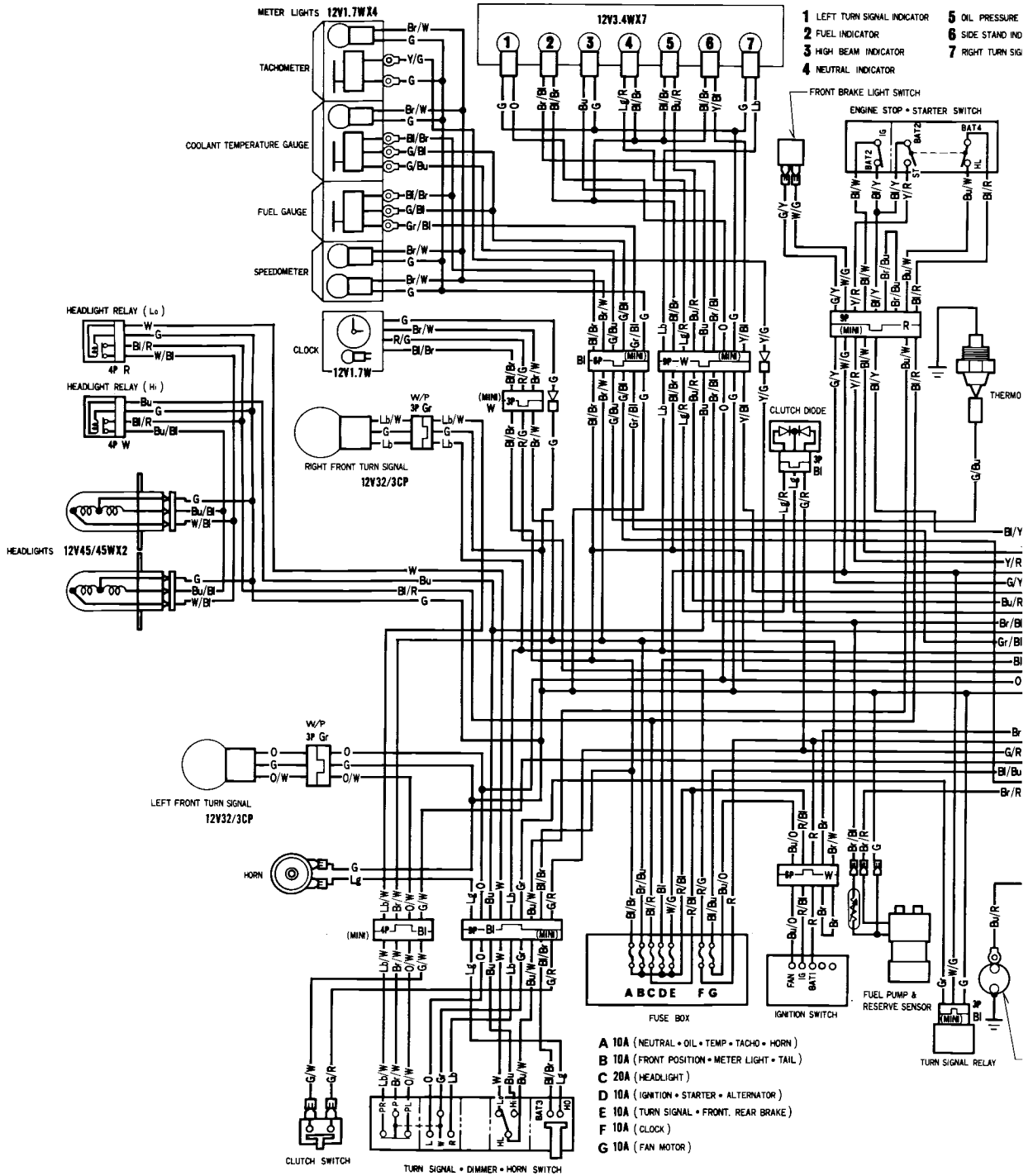


22. Wiring Diagram (Standard Model) ('91-'94)



TURN SIGNAL SWITCH

| | | | | | | |
|---|---|---|---|---|----|----|
| | W | R | L | P | PR | PL |
| R | ○ | ○ | | ○ | ○ | ○ |
| N | | | | ○ | ○ | ○ |
| L | ○ | | ○ | ○ | ○ | ○ |

DIMMER SWITCH

| | | | |
|-----|----|----|----|
| | HL | Lo | Hi |
| Lo | ○ | ○ | ○ |
| (N) | ○ | ○ | ○ |
| Hi | ○ | ○ | ○ |

HORN SWITCH

| | | |
|------|----|------|
| | HO | BAT3 |
| FREE | ○ | ○ |
| PUSH | ○ | ○ |

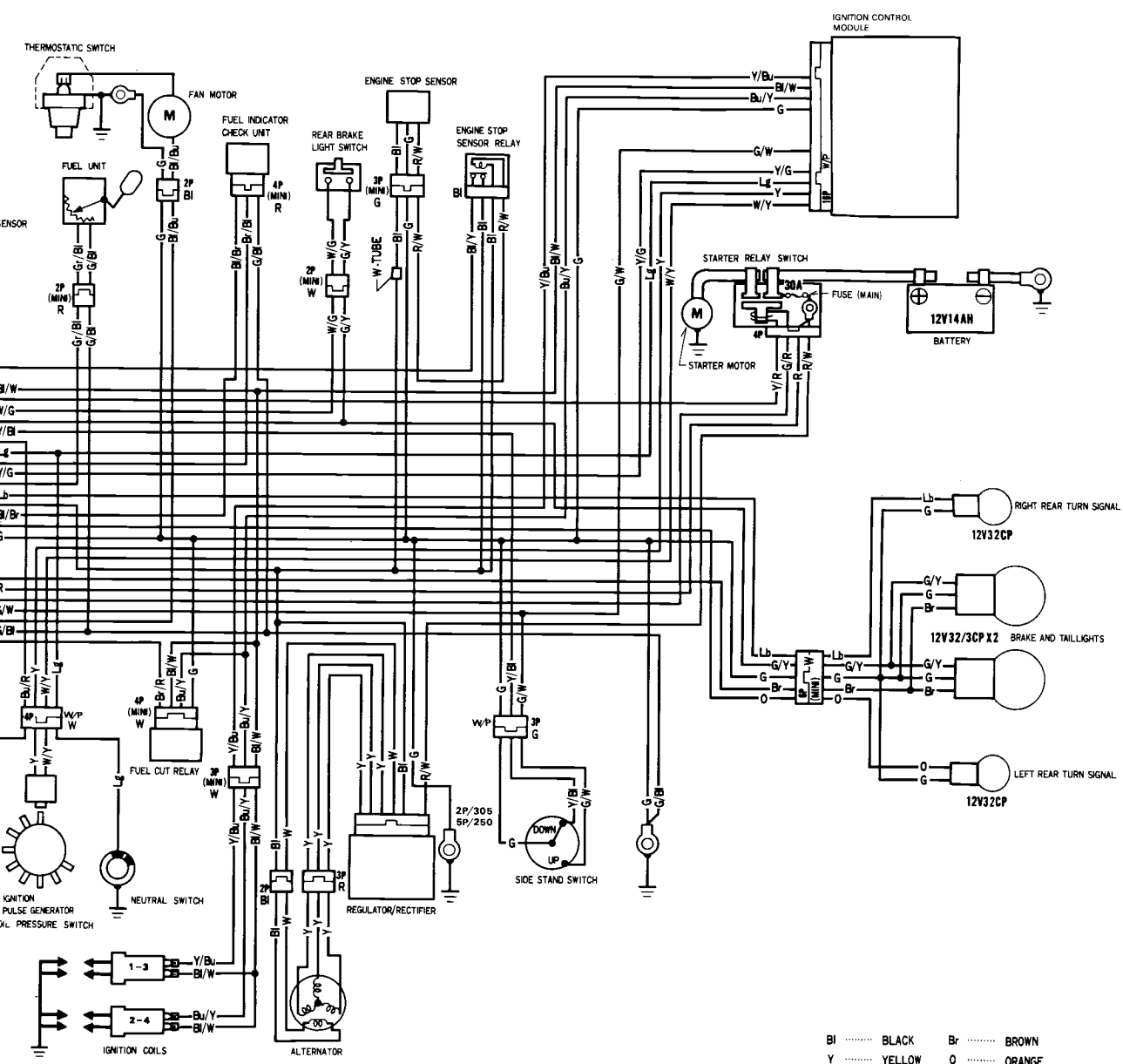
ENGINE STOP SWITCH

| | | |
|-----|----|------|
| | IG | BAT2 |
| OFF | ○ | ○ |
| RUN | ○ | ○ |

STARTER SWITCH

| | | | |
|------|----|------|------|
| | ST | BAT2 | BAT4 |
| FREE | ○ | ○ | ○ |
| PUSH | ○ | ○ | ○ |

LIGHT
ATOR
AL INDICATOR

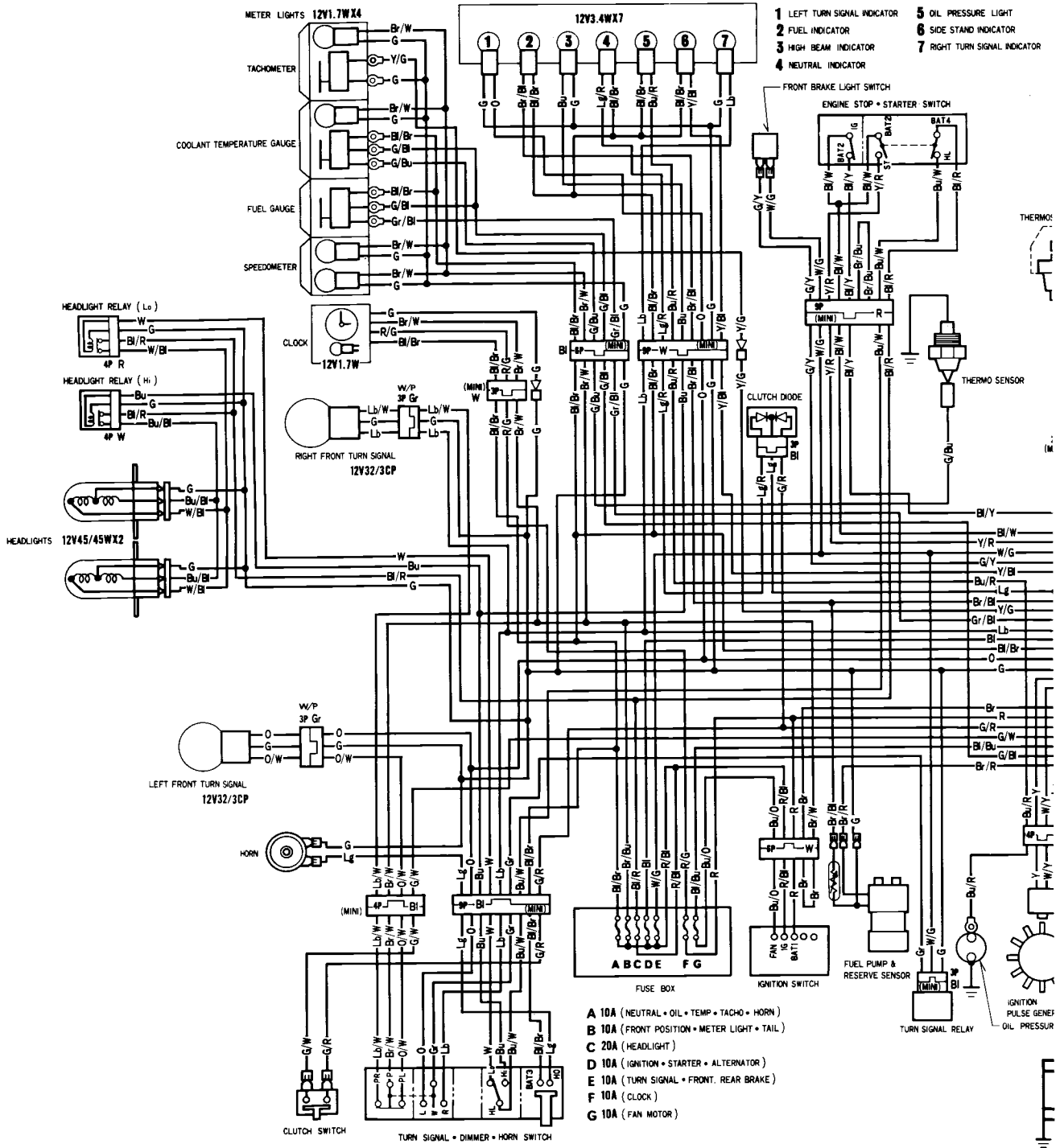


- Bl BLACK
- Y YELLOW
- Bu BLUE
- G GREEN
- R RED
- W WHITE
- Br BROWN
- O ORANGE
- Lb LIGHT BLUE
- Lg LIGHT GREEN
- P PINK
- Gr GRAY

IGNITION SWITCH

| | FAN | IG | BATI |
|------|-----|----|------|
| ON | ○ | ○ | ○ |
| OFF | | | |
| LOCK | | | |

(Standard Model) ('95)



TURN SIGNAL SWITCH

| | | | | | | |
|---|---|---|---|---|----|----|
| | W | R | L | P | PR | PL |
| R | ○ | ○ | | ○ | ○ | ○ |
| N | | | | ○ | ○ | ○ |
| L | ○ | ○ | ○ | | | |

DIMMER SWITCH

| | | | |
|-----|----|----|----|
| | HL | Lo | Hi |
| Lo | ○ | ○ | |
| (N) | | | ○ |
| Hi | ○ | ○ | ○ |

HORN SWITCH

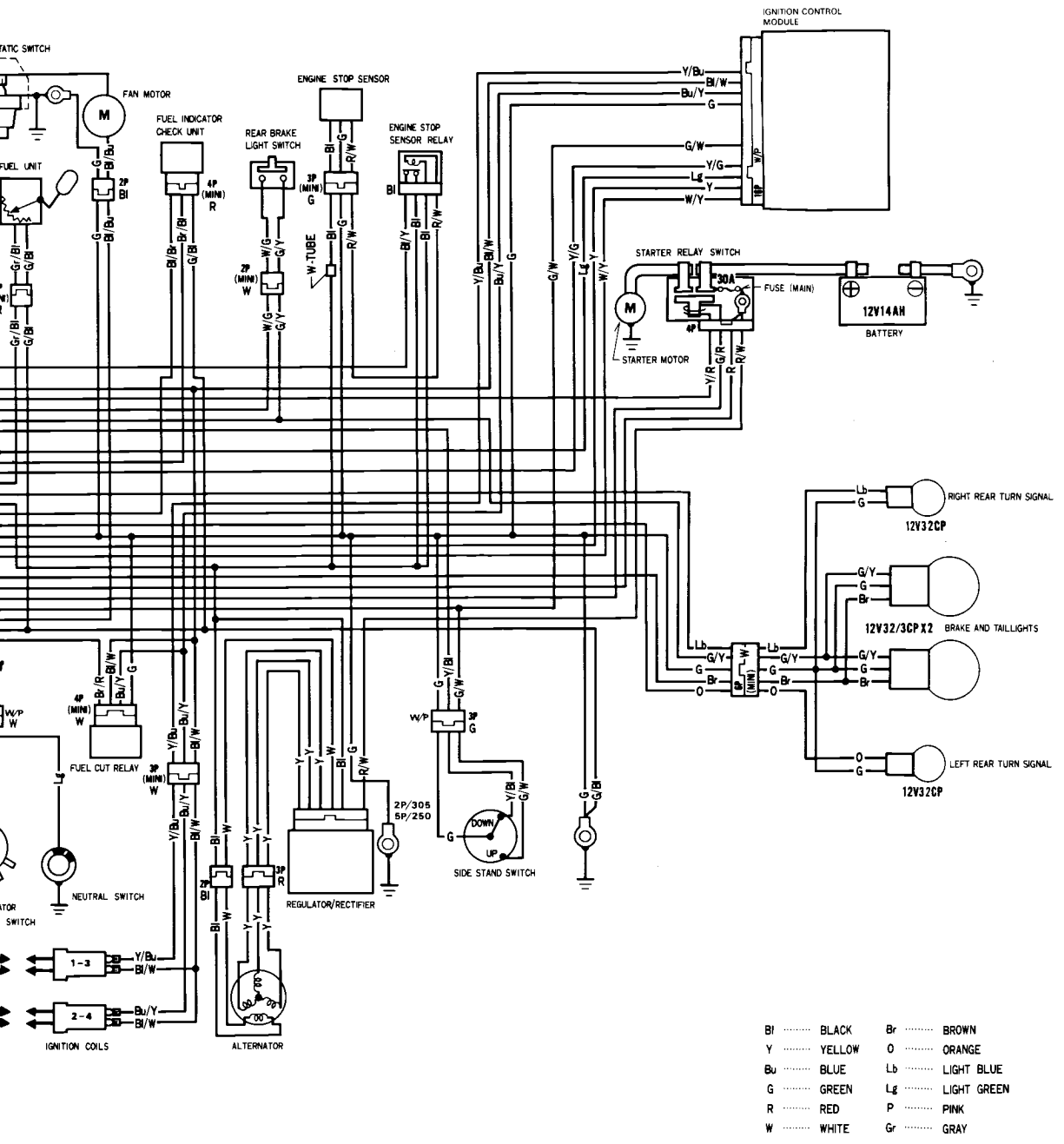
| | | |
|------|----|------|
| | HO | BAT3 |
| FREE | | |
| PUSH | ○ | ○ |

ENGINE STOP SWITCH

| | | |
|-----|----|------|
| | IG | BAT2 |
| OFF | ○ | ○ |
| RUN | ○ | ○ |

STARTER SWITCH

| | | | | |
|------|----|------|------|----|
| | ST | BAT2 | BAT4 | HL |
| FREE | | | ○ | ○ |
| PUSH | ○ | ○ | | |



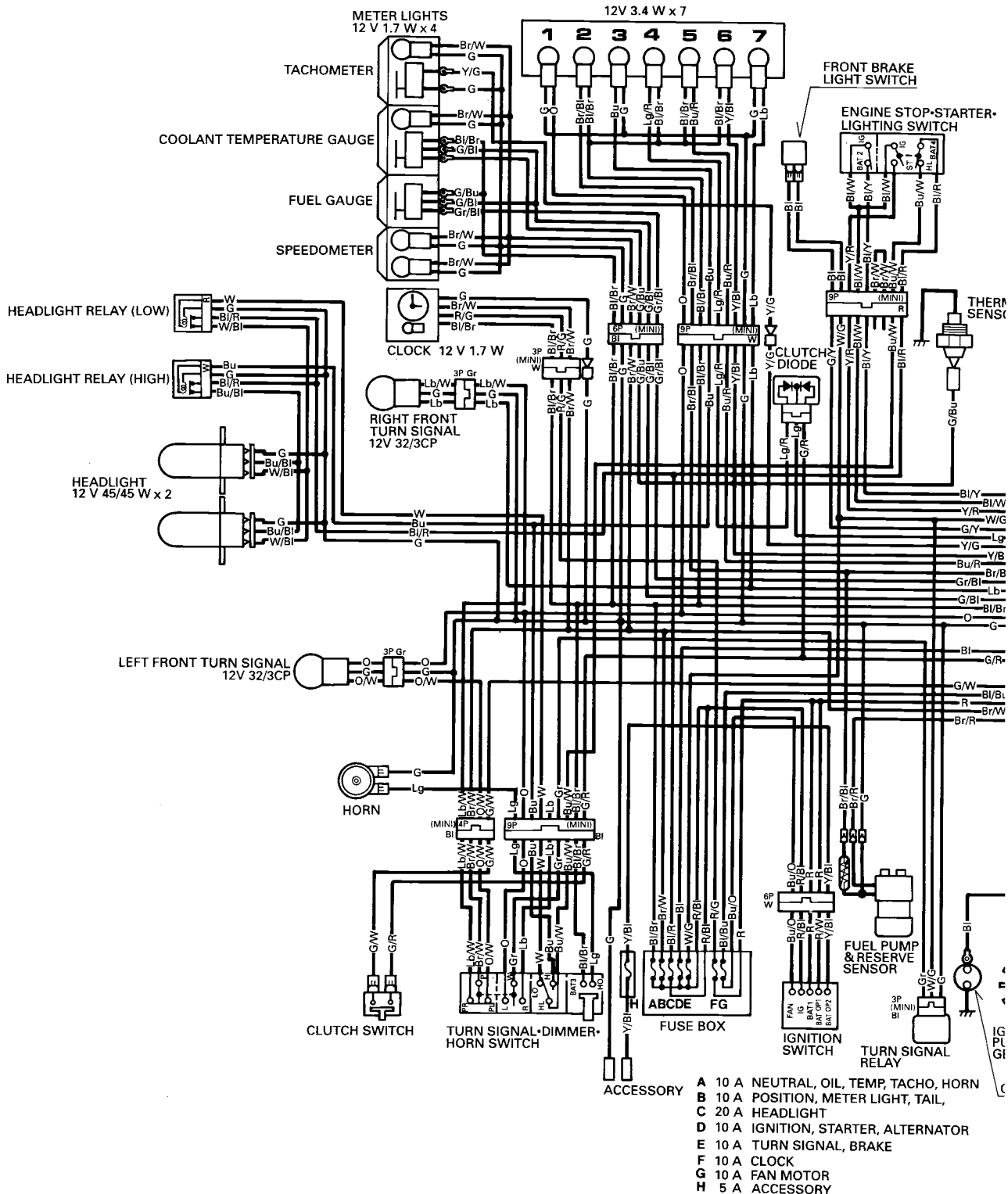
IGNITION SWITCH

| | FAN | IG | BATI |
|------|-----|----|------|
| ON | ○ | ○ | ○ |
| OFF | | | |
| LOCK | | | |

0030Z-MAJ-A000

(Standard Model) (After '95)

- 1 LEFT TURN SIGNAL INDICATOR
- 2 FUEL INDICATOR
- 3 HIGH BEAM INDICATOR
- 4 NEUTRAL INDICATOR
- 5 OIL PRESSURE INDICATOR
- 6 SIDE STAND INDICATOR
- 7 RIGHT TURN SIGNAL INDICATOR



TURN SIGNAL SWITCH

| | | | | | | |
|---|---|---|---|---|----|----|
| | W | R | L | P | PR | PL |
| R | ○ | ○ | | ○ | ○ | ○ |
| N | | | | ○ | ○ | ○ |
| L | | | ○ | ○ | ○ | ○ |

DIMMER SWITCH

| | | | |
|-----|----|----|----|
| | HL | LO | HI |
| LO | ○ | ○ | ○ |
| (N) | ○ | ○ | ○ |
| HI | ○ | ○ | ○ |

HORN SWITCH

| | | |
|------|----|------|
| | HO | BAT3 |
| FREE | | |
| PUSH | | |

IGNITION SWITCH

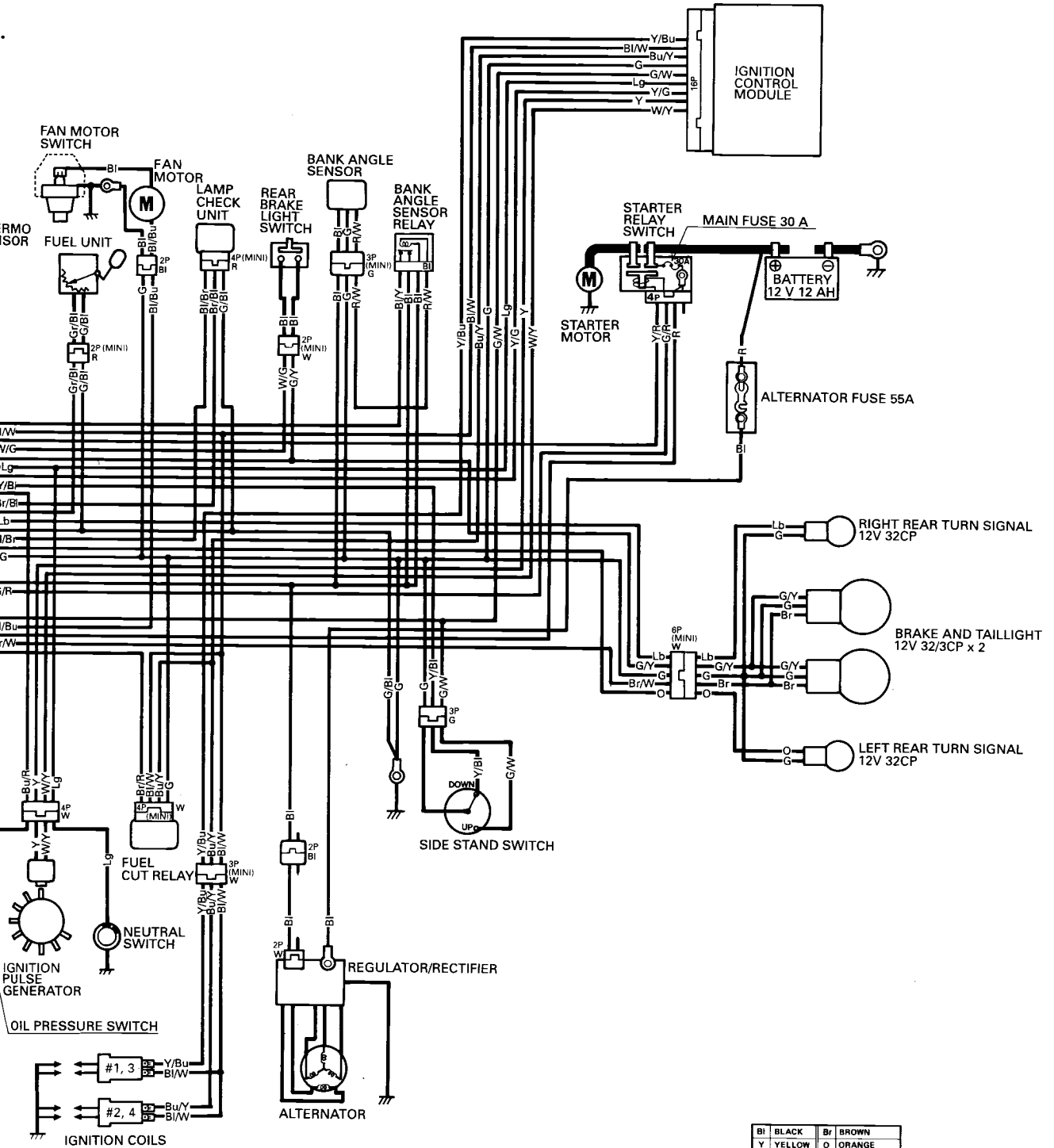
| | | | | | |
|------|-----|----|------|---------|---------|
| | FAN | IG | BAT1 | BAT OP1 | BAT OP2 |
| ON | ○ | ○ | ○ | ○ | ○ |
| OFF | | | | | |
| LOCK | | | | | |

ENGINE STOP SWITCH

| | | |
|-----|----|-------|
| | IG | BAT 2 |
| OFF | | |
| RUN | ○ | ○ |

STARTER SWITCH

| | | | | |
|------|----|----|-------|----|
| | ST | IG | BAT 4 | HL |
| FREE | | | ○ | ○ |
| PUSH | ○ | ○ | | |



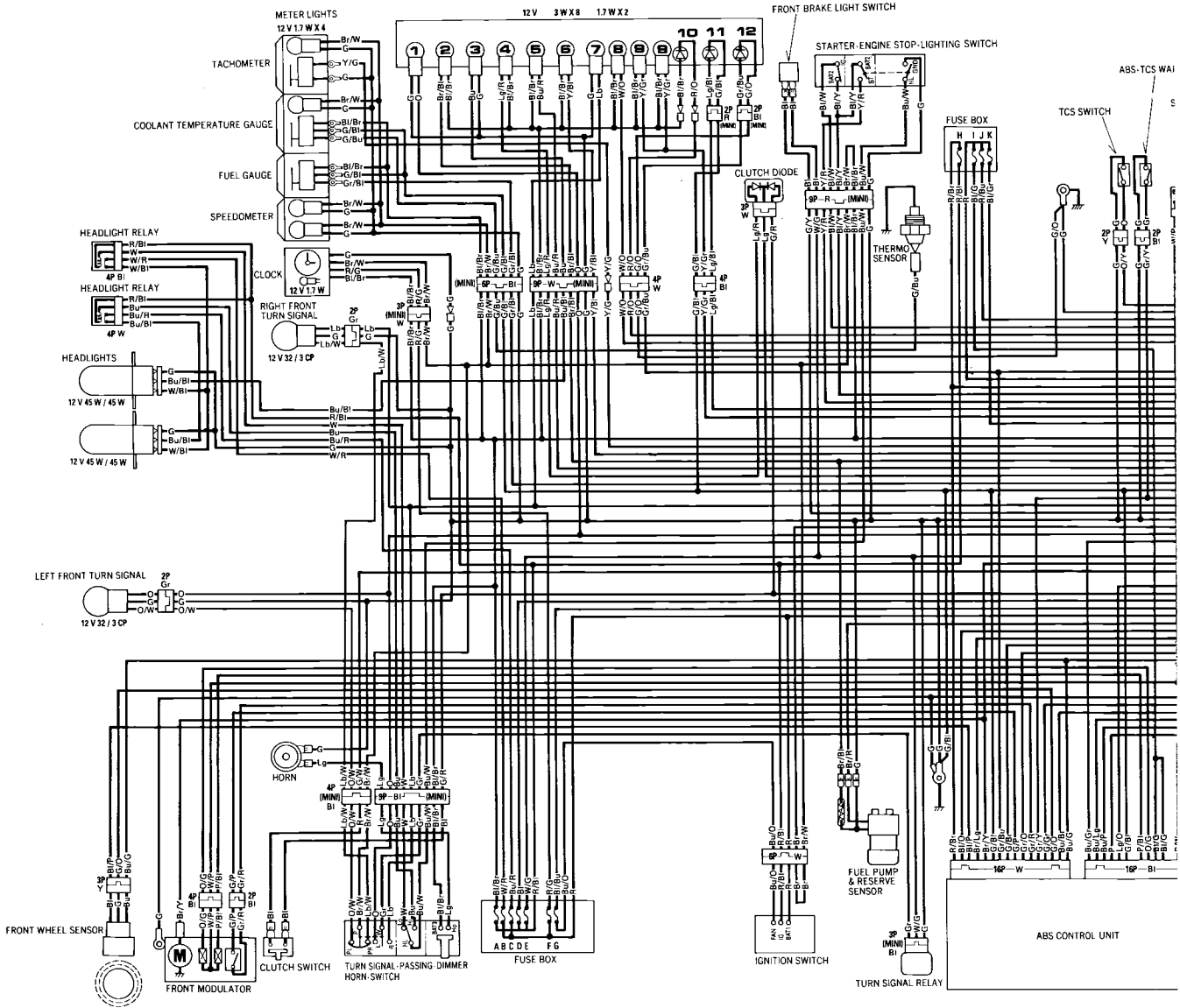
| | | | |
|----|--------|----|-------------|
| BI | BLACK | Br | BROWN |
| Y | YELLOW | O | ORANGE |
| Bu | BLUE | Lb | LIGHT BLUE |
| G | GREEN | Lg | LIGHT GREEN |
| R | RED | P | PINK |
| W | WHITE | Gr | GRAY |

0030Z-MAJ-A200

(ABS/TCS Model) ('92-'94)

- 1 LEFT TURN SIGNAL INDICATOR
- 2 FUEL INDICATOR
- 3 HIGH BEAM INDICATOR
- 4 NEUTRAL INDICATOR
- 5 OIL PRESSURE LIGHT
- 6 SIDE STAND INDICATOR
- 7 RIGHT TURN SIGNAL INDICATOR
- 8 TCS OFF INDICATOR
- 9 TCS ACTIVATION
- 10 TCS INDICATOR
- 11 ABS INDICATOR 1
- 12 ABS INDICATOR 2

| | | | |
|--------------------|----|-----------|------|
| ENGINE STOP SWITCH | | STARTER S | |
| OFF | IG | BAT1 | S |
| RUN | ○ | ○ | ○ |
| | | FREE | PUSH |



| | | | | |
|--------------------|---|---|---|----|
| TURN SIGNAL SWITCH | | | | |
| W | R | L | P | PL |
| R | ○ | ○ | ○ | ○ |
| N | | | ○ | ○ |
| L | ○ | ○ | ○ | ○ |

| | | |
|----------------|----|---|
| PASSING SWITCH | | |
| BAT4 | HI | |
| FREE | ○ | ○ |
| PUSH | ○ | ○ |

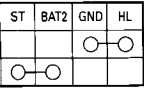
| | | |
|---------------|----|----|
| DIMMER SWITCH | | |
| HL | LO | HI |
| Lo | ○ | ○ |
| (N) | ○ | ○ |
| Hi | ○ | ○ |

| | | |
|-------------|------|---|
| HORN SWITCH | | |
| HO | BAT3 | |
| FREE | ○ | ○ |
| PUSH | ○ | ○ |

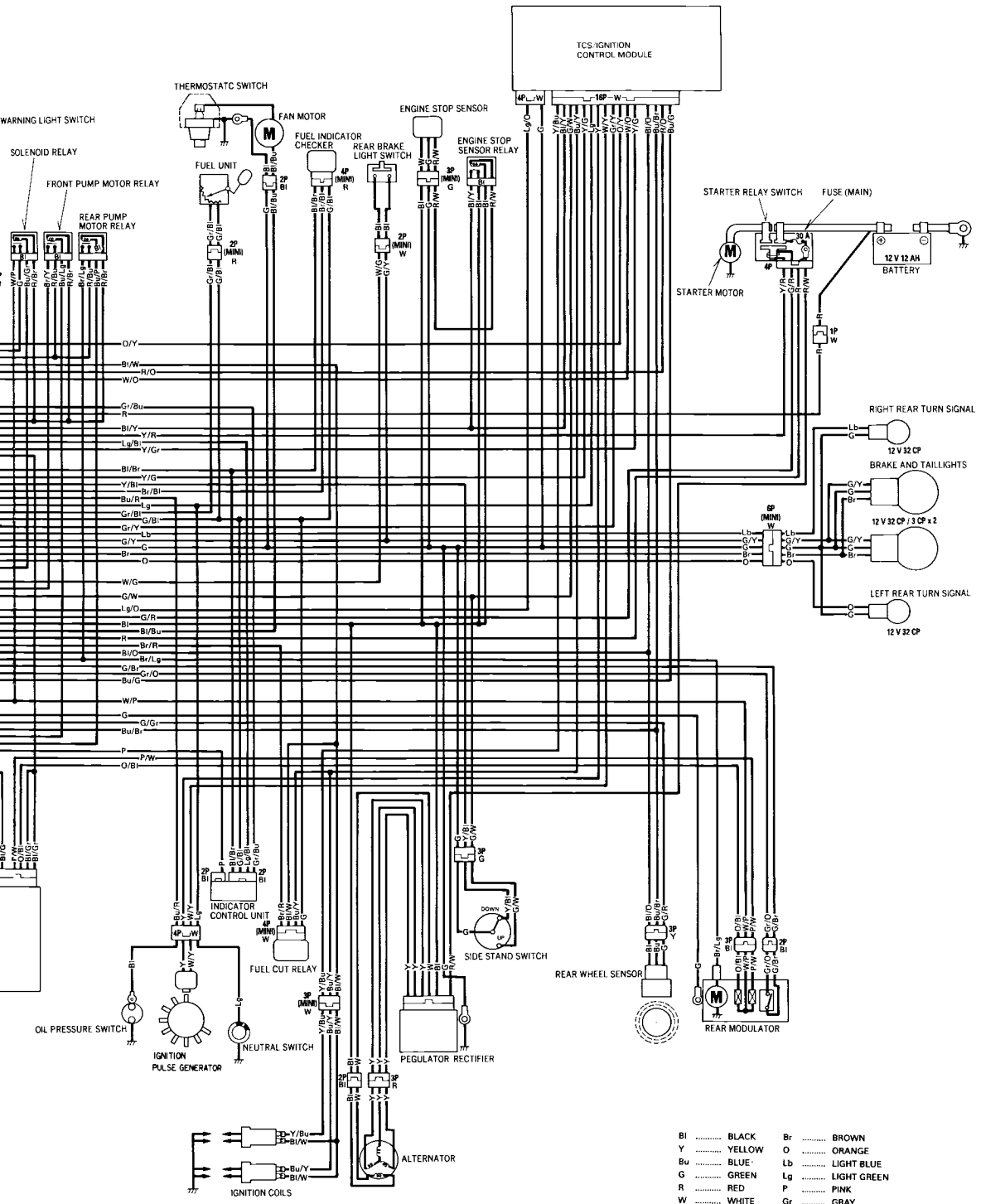
| | | | |
|-----------------|----|------|---|
| IGNITION SWITCH | | | |
| FAN | IG | BAT1 | |
| ON | ○ | ○ | ○ |
| OFF | | | |
| LOCK | | | |

- A 10 A FRONT POSITION-METER LIGHT-TAIL NEUTRAL-OIL-TACHO-TEMP-HORN
- B 15 A HEADLIGHT LOW
- C 15 A HEADLIGHT HIGH
- D 10 A IGNITION-STARTER-ALTERNATOR
- E 10 A TURN SIGNAL-FRONT REAR BRAKE
- F 10 A CLOCK
- G 10 A FAN MOTOR

R SWITCH



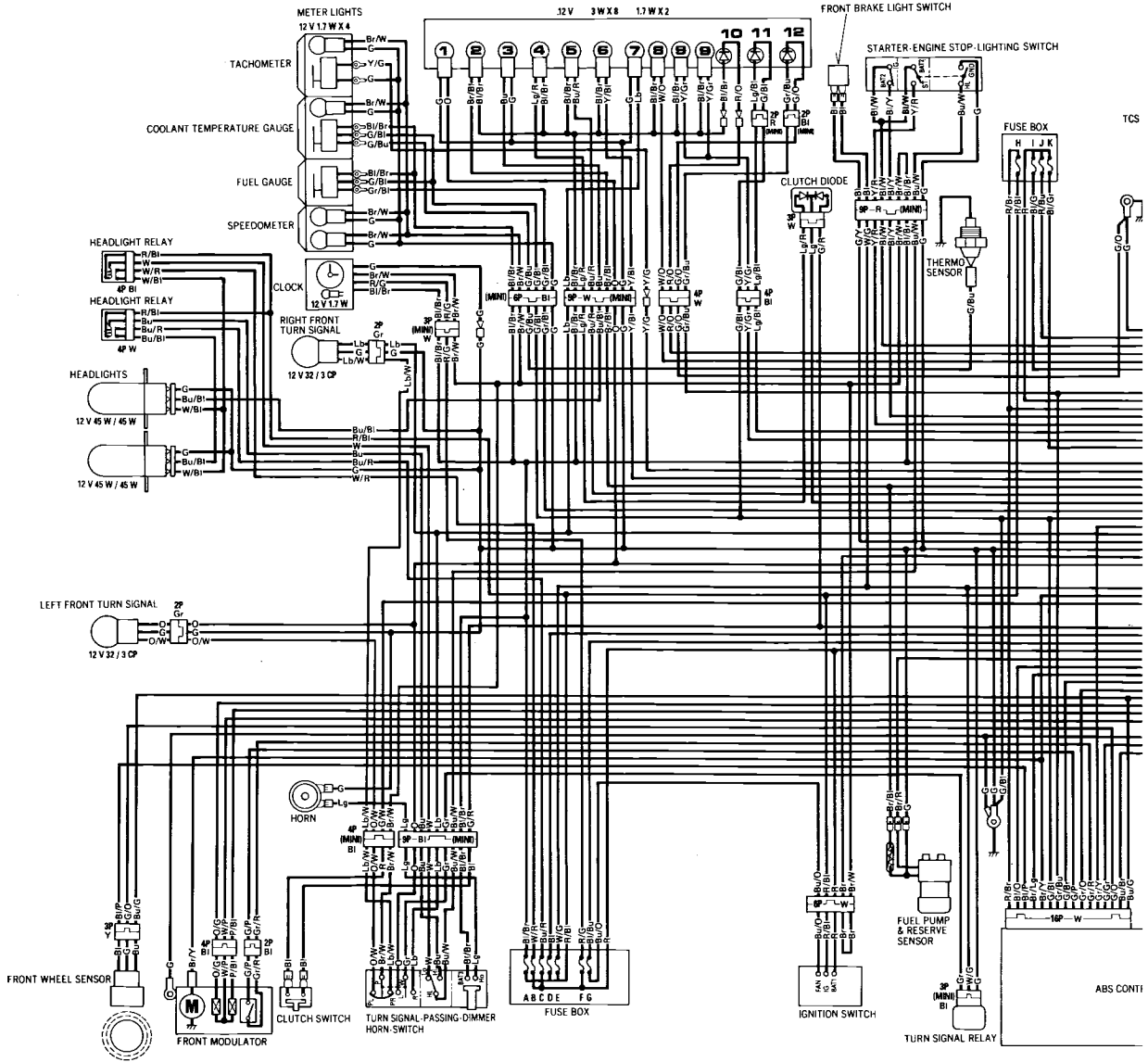
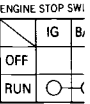
- H** 10 A ABS MAIN
- I** 10 A B 1 FRONT SOLENOID
- J** 20 A PUMP MOTOR
- K** 10 A B 2 REAR SOLENOID



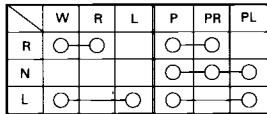
- BI BLACK
- Y YELLOW
- Bu BLUE
- G GREEN
- R RED
- W WHITE
- Br BROWN
- O ORANGE
- Lb LIGHT BLUE
- Lg LIGHT GREEN
- P PINK
- Gr GRAY

(ABS/TCS Model) ('95)

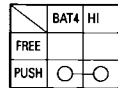
- 1 LEFT TURN SIGNAL INDICATOR
- 2 FUEL INDICATOR
- 3 HIGH BEAM INDICATOR
- 4 NEUTRAL INDICATOR
- 6 OIL PRESSURE LIGHT
- 6 SIDE STAND INDICATOR
- 7 RIGHT TURN SIGNAL INDICATOR
- 8 TCS OFF INDICATOR
- 9 TCS ACTIVATION
- 10 TCS INDICATOR
- 11 ABS INDICATOR 1
- 12 ABS INDICATOR 2



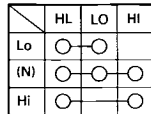
TURN SIGNAL SWITCH



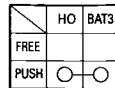
PASSING SWITCH



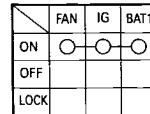
DIMMER SWITCH



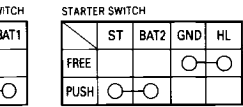
HORN SWITCH



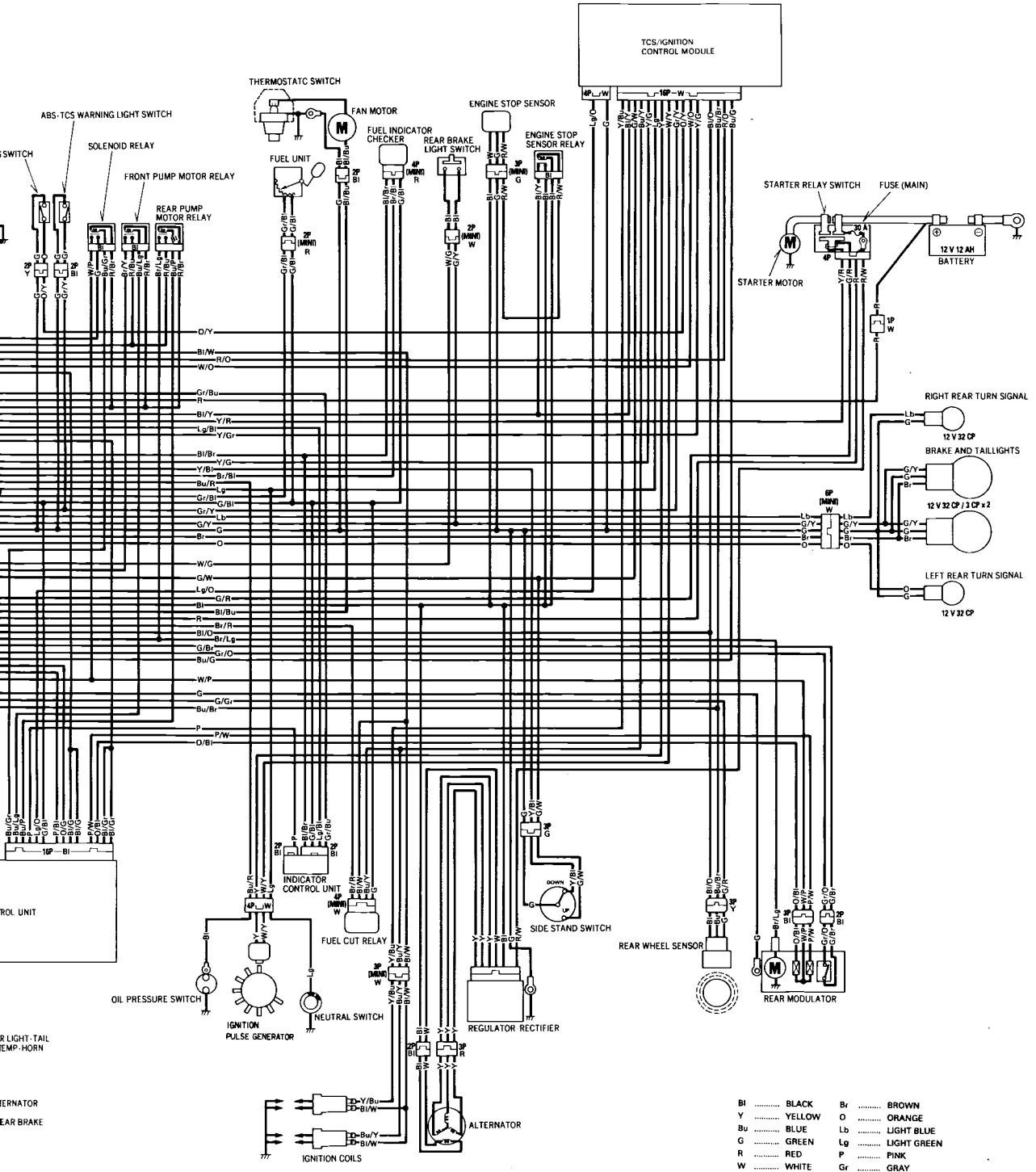
IGNITION SWITCH



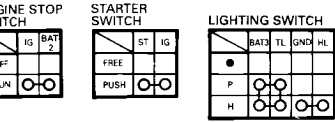
- A 10A FRONT POSITION-METER NEUTRAL-OIL-TACHO-T
- B 15A HEADLIGHT LOW
- C 15A HEADLIGHT HIGH
- D 10A IGNITION-STARTER-ALT
- E 10A TURN SIGNAL-FRONT RI
- F 10A CLOCK
- G 10A FAN MOTOR



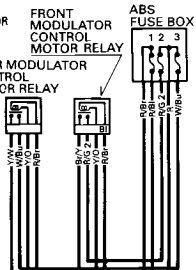
- H 10 A** ABS MAIN
- I 10 A** B 1 FRONT SOLENOID
- J 20 A** PUMP MOTOR
- K 10 A** B 2 REAR SOLENOID



- | | | | | | |
|----|-------|--------|----|-------|-------------|
| Bl | | BLACK | Br | | BROWN |
| Y | | YELLOW | O | | ORANGE |
| Bu | | BLUE | Lb | | LIGHT BLUE |
| G | | GREEN | Lg | | LIGHT GREEN |
| R | | RED | P | | PINK |
| W | | WHITE | Gr | | GRAY |



30A ABS MAIN
30A FRONT CONTROL MOTOR
10A REAR CONTROL MOTOR



FAN MOTOR SWITCH



FUEL UNIT



FAN MOTOR



LAMP CHECK UNIT



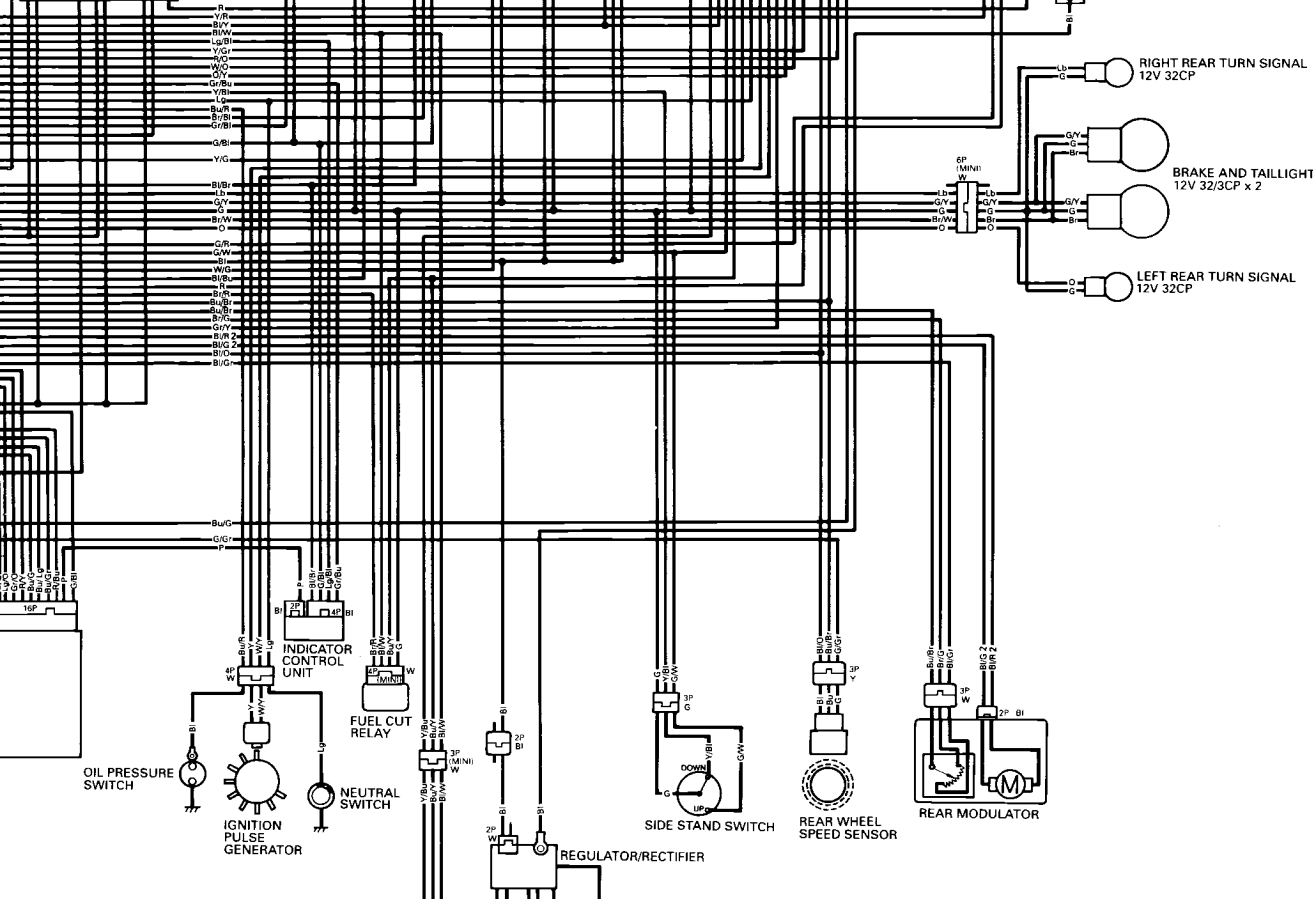
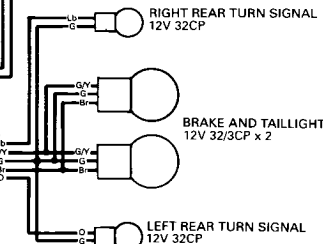
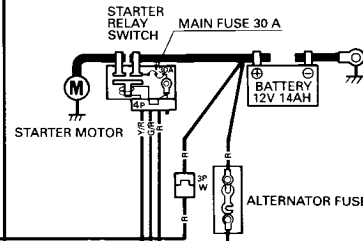
REAR BRAKE LIGHT SWITCH



BANK ANGLE SENSOR



BANK ANGLE SENSOR RELAY



INDICATOR CONTROL UNIT



FUEL CUT RELAY



OIL PRESSURE SWITCH



IGNITION PULSE GENERATOR




NEUTRAL SWITCH



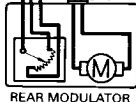
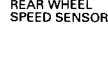
REGULATOR/RECTIFIER



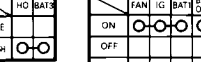
SIDE STAND SWITCH



REAR WHEEL SPEED SENSOR



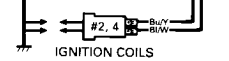
IGNITION SWITCH



IGNITION SWITCH



IGNITION COILS



ALTERNATOR



| | | | |
|----|--------|----|-------------|
| Bl | BLACK | Br | BROWN |
| Y | YELLOW | O | ORANGE |
| Bu | BLUE | Ld | LIGHT BLUE |
| G | GREEN | Lg | LIGHT GREEN |
| R | RED | P | PINK |
| W | WHITE | Gr | GRAY |

0030Z-MAJ-A300